



BLUEY'S GUIDE

to Travelling Overseas
from

Brisbane Airport's

International Terminal





#BNE

Welcome to Brisbane International Airport

Produced by Brisbane Airport
Written and illustrated by Ann-Marie Finn
© 2022 Ann-Marie Finn. All rights reserved

Meet Bluey!

Bluey lives at Brisbane Airport. He loves it so much he asked the CEO if could be the airport mascot. Guess what- they said 'YES'!

Do you know what kind of bird Bluey is?
He's a kookaburra!

Hello!



你好

Bluey's going on a flight today and he's going to take you through all the steps you'll need to go through before you take off.

Fun Fact:
Bluey also speaks Chinese!

Look out for the hidden letters on each page of the book- once you have all of them you should be able to spell something with them on the last page

Here is the first one to start you off

There are lots of different people
who work at the airport.
They all have important jobs and you will need
to follow their instructions.



Customs Officer



Security Staff



Airline Staff



Airport Ambassador



Federal Police and
Detector Dog



Baggage Handler

Tick this box on each page as you complete the steps



Brisbane International



What will the Airport be like?

PEOPLE EVERYWHERE

LOTS OF ANNOUNCEMENTS

MACHINES

PLACES TO EAT AND DRINK

BUSY

NOISY

INSTRUCTIONS TO FOLLOW

SHOPS

BRIGHT LIGHTS

BEEPING NOISES

All of this might look stressful and confusing, but don't worry- Bluey is here to help!



Do you have a sunflower lanyard?

If so, then this is a great thing for you to wear around your neck at the airport. It allows people to see that you have hidden needs and you will be able to ask for extra help when you need it.

Don't worry if you don't have one already- you can get one at the airport!

Before you go to the airport

It's good to have something to do while you are waiting at the airport.

In this book there are some fun activities to help you pass the time and help you get ready for your flight!

Here is one for you to fill in the blanks. That way you can follow the signs through the airport to make sure you get on the right plane.

I

My flight details:

Date _____

Time _____

Airline _____

Destination _____

Packing Your Suitcase

Large items and clothes go in your suitcase.
Your suitcase will be checked in and
go in the belly of the aeroplane.

You'll need to
label all of your
luggage with
your name and
address



Suitcase packed



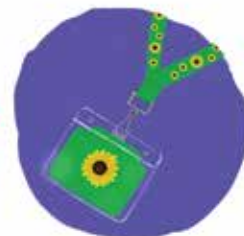
Packing Your Hand Luggage

Items you will need to use on the plane or in the airport go in your carry-on luggage.



Any medications need to be sealed in a plastic bag and go in your hand luggage

Pack your sunflower lanyard if you have one



hand sanitiser

Hand Luggage Checklist

- | | | | | | |
|------------------|--------------------------|---------------|--------------------------|----------|--------------------------|
| passport | <input type="checkbox"/> | device | <input type="checkbox"/> | socks | <input type="checkbox"/> |
| bottle for water | <input type="checkbox"/> | pens/pencils | <input type="checkbox"/> | chargers | <input type="checkbox"/> |
| book to read | <input type="checkbox"/> | games/puzzles | <input type="checkbox"/> | | |

Hand luggage packed

GETTING TO THE AIRPORT

There are different ways you can get to the airport.
You could arrive by:

Bus



Train



Taxi...



or Car!



How are you getting to the airport?

Here are some fun activities to do on your journey

Unscramble the letters to find some different types of transport

A E N A P L E O R _____

B C Y C I E L _____

T O R B K I M O E _____

O O T S C R E _____

M R A T _____

E F R Y R _____

Can you find
your way to
the airport through
the maze?





Arriving at the airport

Because airports can be very busy places with lots of people around, it is best to stay close to the adults you are with and be sure to follow their instructions.

Got to airport





Information Desk









The information desk is situated on the second level. Here you will be able to collect a sunflower lanyard if you do not already have one, plus you can ask any questions you might have.

Got lanyard

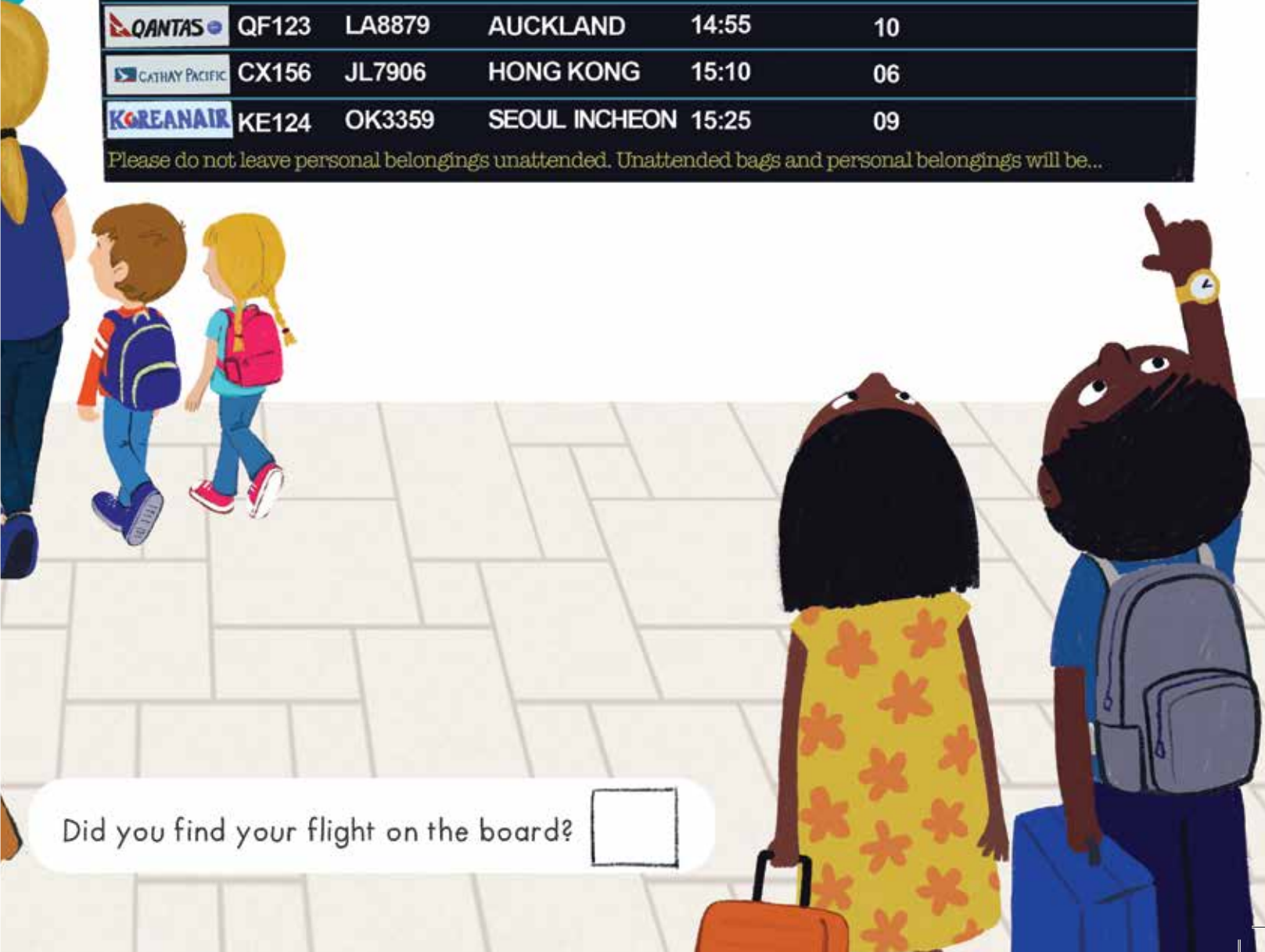
Finding your flight

To find the details of your flight there are large boards throughout the airport containing flight information. If you need help an Airport Ambassador can point you in the right direction.



Flight	Codeshare	Destination	Sch	Est	Row	Status	Time: 12:01
 EK433	QF8433	DUBAI	13:50	13:40	04	Check-in Open	
 ON002		NAURU	14:05		09	Check-in Open	
 EY485	HM5107	ABU DHABI	14:15		02	Check-in Open	
 CI054	QF387	台北	14:25	14:40	01		
 QF135		CHRISTCHURCH	14:45		07		
 QF123	LA8879	AUCKLAND	14:55		10		
 CX156	JL7906	HONG KONG	15:10		06		
 KE124	OK3359	SEOUL INCHEON	15:25		09		

Please do not leave personal belongings unattended. Unattended bags and personal belongings will be...



Did you find your flight on the board?

Checking In

This is where you will receive your boarding pass. There are two ways to check in, and you'll need your passport ready for this bit.

Self Check-In

Make your way to the self check-in machines (these are usually located close to the entrance of the departures area), then simply follow the instructions given on the screen.



Handy hint:
Sometimes the queues can be quite long so it's a good idea to bring something to do!

Assisted Check-In

Some airlines may ask you to use assisted check-in instead. Make your way to the correct check-in line. There are signs to help you find which desk you need to go to.



Checked in



Fun Stuff!

While you are waiting for check-in, see if you can find all of these airport-related words:

S K Y R C E Y H P O V I
L U T Y C Y F M A K R Y
C K I O E S F J S K D A
K A R T V L S D S C E L
X D U R C M L T P R P L
N K C Y O A T O O U A D
U G E T V X S P R T R U
T K S K F V L E T T T Q
C U R J M A G A T E U O
C R E G N E S S A P R Z
W K M E N N E K W O E P
W W Y R I S T L V O S V

SUITCASE
AEROPLANE
PASSPORT

DEPARTURES
PASSENGER
CUSTOMS

SECURITY
TROLLEY
GATE

Bag Drop-Off

If you have used the self check-in you will then need to drop off your suitcase.

At the bag drop-off area you will need to print off a label to attach to your luggage. The instructions will be on the screen next to the conveyor belt to show you how to do this.

Help is available
if you need it



The suitcase then needs to be put carefully on the conveyor belt, where it will then be taken to the aeroplane.

Bags dropped off



Departures

Once you have checked in you will need to go through to departures. Only people going on flights are allowed to go through to this area, so you will need to say goodbye to anyone who came to see you off at the airport.




Departures

✈ Departing Passengers Only 仅供出发旅客使用



Through departures



Security Checks

Everybody needs to go through security checks.
Here are the steps you will need to go through:

Firstly, you will have to line up behind the other people going through the security checks.



Secondly, the contents of your bag will need to be screened.

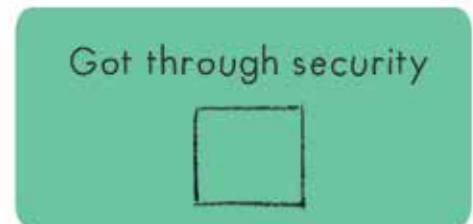
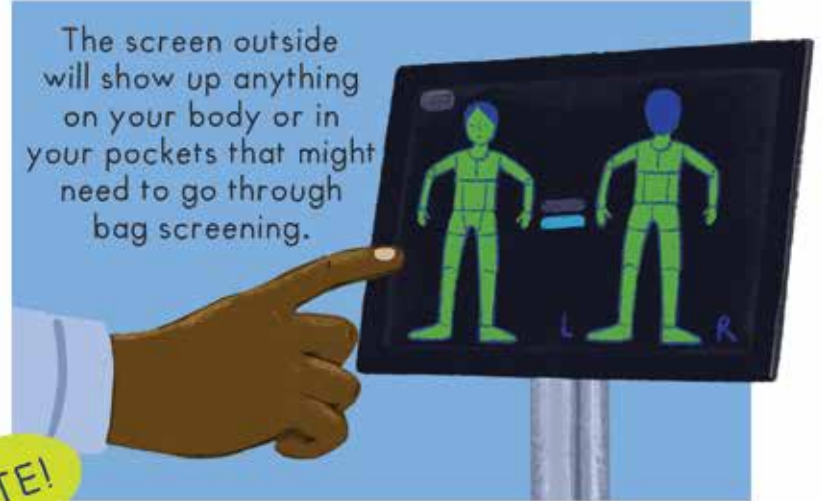


NOTE!

Any liquids you have in your bag, such as hand-sanitiser, will need to fit inside a 20cm x 20cm clearbag.



Step 3 BODY SCANNER



Passport Checks

First you will need to scan your passport. Instructions on the screen will show you how to do this.

Then look at the light and camera on the post.

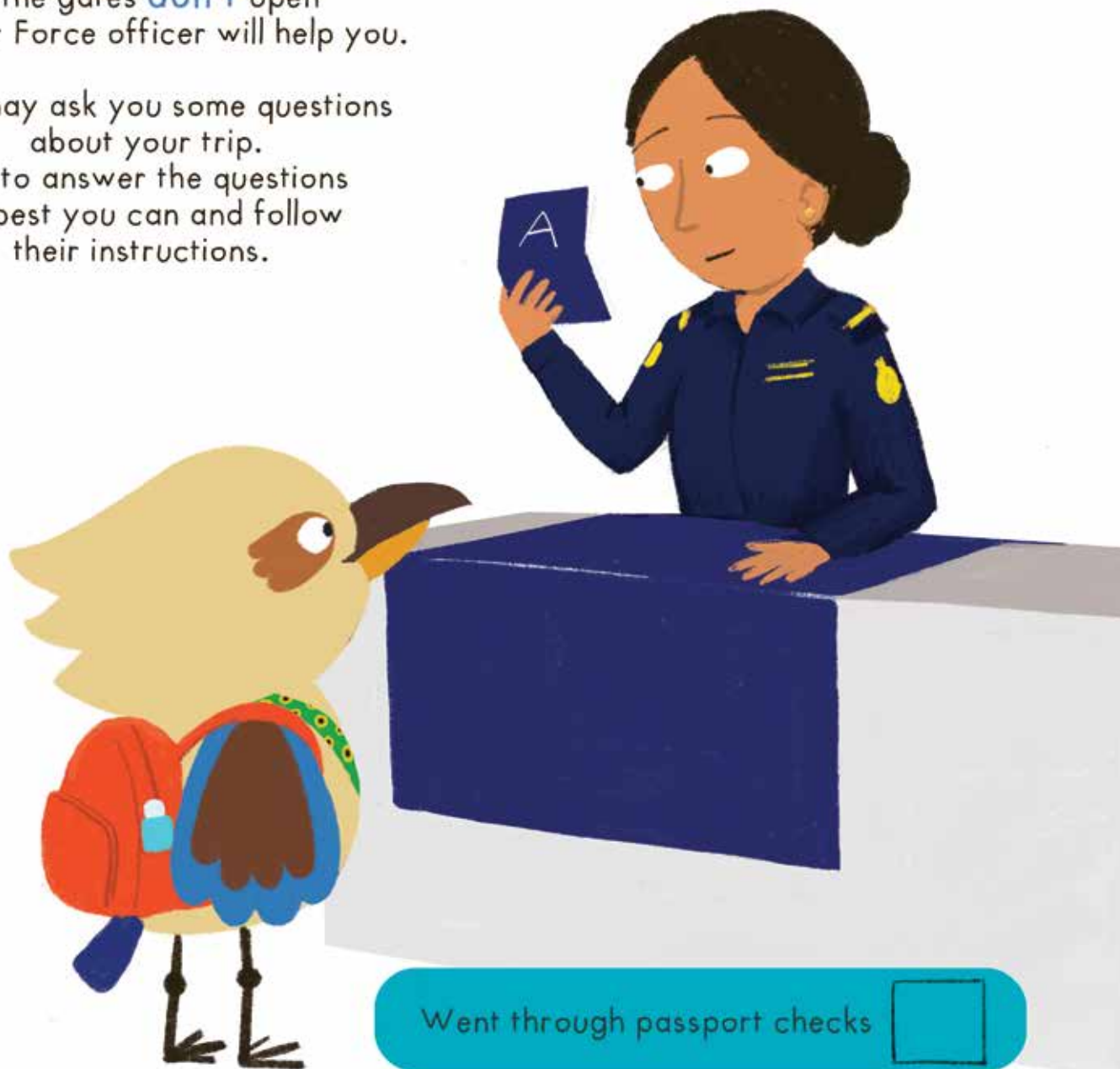


Once the camera matches your face to the one on your passport the doors will open and you can walk through.



If the gates **don't** open
a Border Force officer will help you.

They may ask you some questions
about your trip.
Try to answer the questions
as best you can and follow
their instructions.



Went through passport checks



Next you will need to
walk through

DUTY FREE

Duty Free can be quite
noisy sometimes.
There are lots of shops
there with bright lights,
smelly smells and
chatty people.
You may want to hold
an adult's hand while
walking through this area.



You made it through Duty Free!



DUTY FREE



BUY 1 PAIR
GET 2nd PAIR

HALF PRICE



The Waiting Area


Look out for these signs all throughout the airport, just in case you need the bathroom!



Once you've gone through to departures you can take some time to chill out or play in the waiting area. There are shops for adults, places to get food and drink, and a kids area with a giant interactive screen!



Played in the kids area



AIRPORT BOOKS & GIFTS



	ON002		NAURU	14:05	09	Check-in
	EY485	HM5107	ABU DHABI	14:15	02	Check-in
	CI054	QF387	台北	14:25	14:40	01
	QF135		CHRISTCHURCH	14:45		07
	QF123	LA8879	AUCKLAND	14:55		10
	CX156	JL7906	HONG KONG	15:10		06
	KE124	OK3359	SEOUL INCHEON	15:25		09

Please do not leave personal belongings unattended. Unattended bags and personal belongings will be disposed of.

You can check the information boards to find out when your gate is open and which gate number to go to.



Watch the planes
take off
and land!



Waiting at the gate

While you are waiting for your flight to board it is a good idea to have some activities to do to stop you feeling bored. Here are some ideas:

Read or work on an activity book.



Play on a device
or watch
a show.



Colouring-in helps you to stay calm,
and the time will just 'fly by'!

I spy with my little eye,
something beginning with...

Do you know the game 'I Spy'?
Don't worry if you don't have anyone to play with you,
here are a few that Bluey saw. Let's see if you
can find them too!

Something beginning with:

A _____
W _____
C _____
P _____



It's a good idea to
fill up your water bottle
now before you get
on the plane. →

(oh, and go to the bathroom before you get on the plane!)

Time to Board!

When it is time to board your plane you will hear an announcement calling passengers of your flight number to board.

This is when you need to form a line to get onto the plane.


There's no need to rush as there will be plenty of time for everyone to get on board.

People with extra needs are called to go on first, and everyone else can go on after them.

You're nearly there!



Showed your boarding pass







Boarding the Plane

When you first get onto the plane there will be a flight attendant waiting to greet you. You will need to show them your boarding pass and they will direct you to your seat.

Boarded Plane





Stowing your bag

It's a good idea to get your water bottle out before you put your bag in the overhead storage compartment. Your bag will need to stay there for take off and landing but don't worry, you can still access it during the flight.

Bag stowed



Once your bags are stowed and your seat belt is on, you can sit back and relax....



you're ready
to go!

Your food and drink
will be brought to you,
there are toilets
on board if you
need them,
and there are
even TVs and
games to keep
you entertained.

ENJOY THE FLIGHT!

Take off!



Did you find all the hidden letters on each page?

Fill them in the spaces and see what they spell!



Join Bluey as he gets ready
to catch an international flight
and explores Brisbane Airport.
You'll learn all the steps
you need to know
before boarding a plane,
with fun activities
along the way!

Produced by Brisbane Airport
Written and Illustrated by Ann-Marie Finn

Ann-Marie is a writer and illustrator
of children's books.

She lives in country Queensland
with her two children, a cat
and some chooks.

You can check out her work at
amfillustrations.wordpress.com

